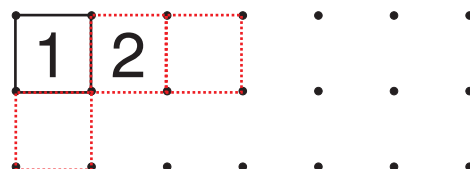
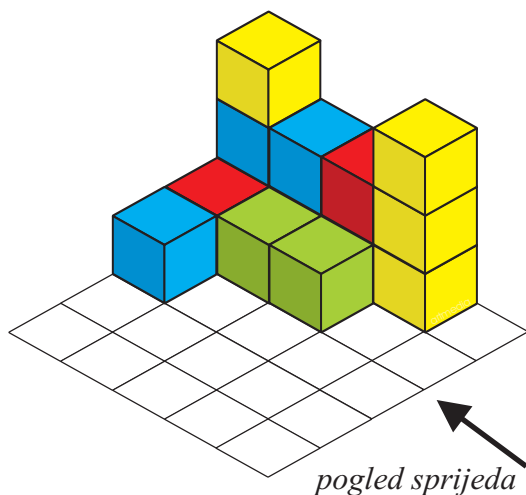
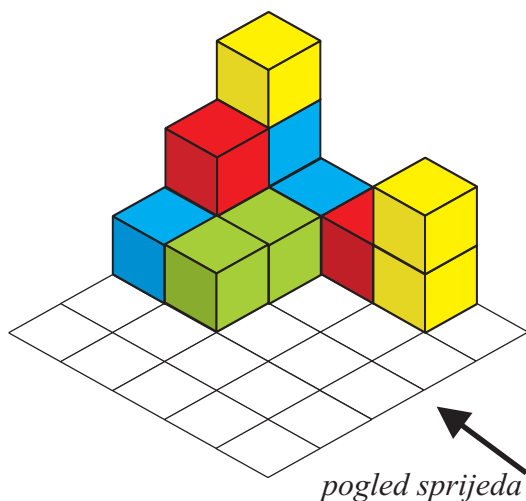
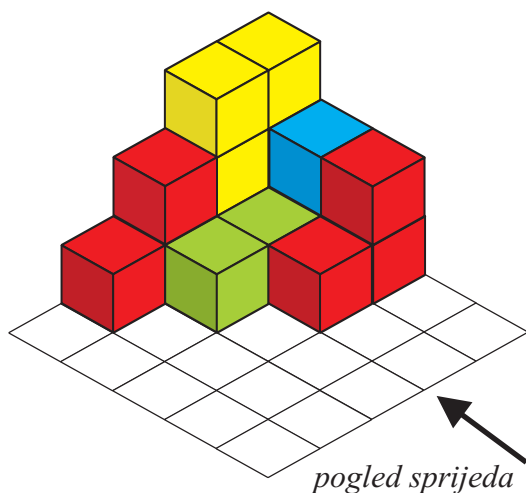


## Tlocrt (pogled odozgo)

Pored svake građevine skiciraj tlocrt (pogled odozgo).  
Upiši i broj kockica u svakom stupcu.

*Primjer:*


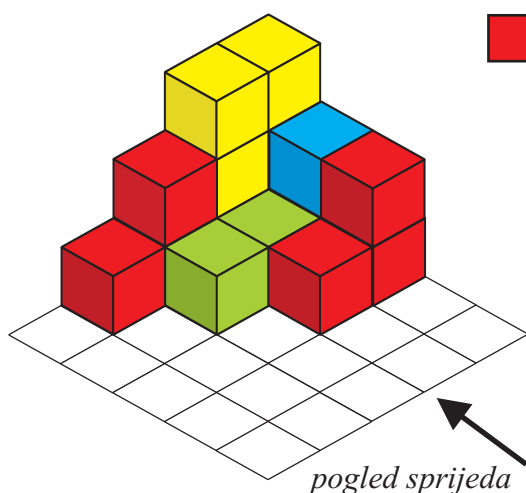
3	2	1	2
2	1	1	1
1	1		




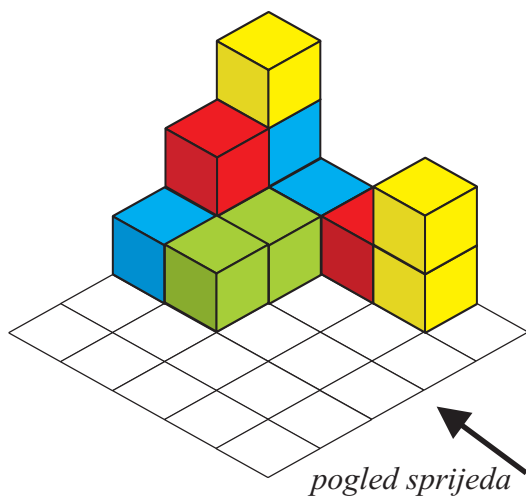
A 10x7 grid of dots for drawing the top view of the structures. The first two rows are partially filled with numbers from the example grid.

## Rješenja


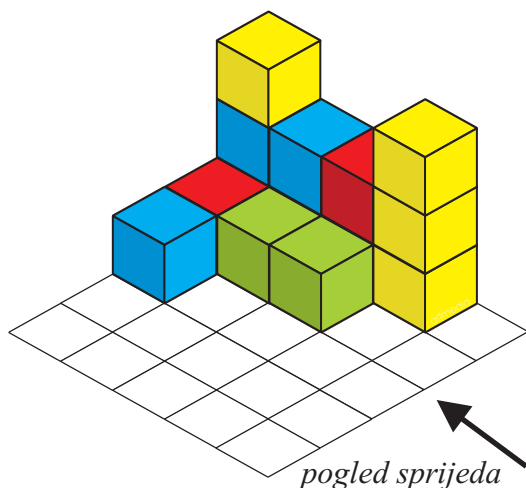
Pored svake građevine skiciraj tlocrt (pogled odozgo).  
Upiši i broj kockica u svakom stupcu.



1	2	3	3	.	.
.	1	1	2	.	.
.	.	1	2	.	.
.	.	.	.	.	.
.	.	.	.	.	.



1	2	3	.	.	.
1	1	1	.	.	.
.	.	1	.	.	.
.	.	2	.	.	.
.	.	.	.	.	.



1	1	3	.	.	.
.	1	2	.	.	.
.	1	2	.	.	.
.	.	3	.	.	.
.	.	.	.	.	.